

# Socialbowls.au

Manual

Version 0.9

## Contents

Quick start.....	4
Register your club .....	4
Installing the App .....	4
Sign In Once, Play Everywhere.....	6
Sign Up .....	6
Sign In.....	7
Club's Main Page .....	8
Upcoming events.....	9
Event Page .....	10
Make bookings .....	11
Book Now.....	11
Fill in empty spot.....	13
Cancelling and changing name on your booking .....	13
Administrative functions.....	14
Print booking list.....	14
Marking payment .....	14
Reconciling booking list .....	15
Calling players .....	16
Cancelling events and notification .....	16
Creating an event .....	17
Configuring an event.....	17
Non bookable events .....	17
Bookable events.....	18
Draws Management .....	18
Automatic calculations and sorting.....	19
Live updates.....	19
Sectional draws.....	19
Changing the draws.....	20
Sectional draws followed by knockout.....	20
Knockout only .....	20
Home and Away .....	21
Live Scorecard .....	21



## Quick start

- Install your club socialbowls app by scanning the club's app QR code or browse clubs from <https://socialbowls.au> . If you haven't got a club registered, choose World->Social Bowls->Social Bowls. From browser menu, click ...->Add to home screen
- Click Sign Up, enter in your details, then go to your email and confirm your account
- You are ready to make bookings. Browse the participating club that you want to play at, click "x spots available" on the event, and click "Book Now".
- Learn more -> read further

## Register your club

Socialbowls.au offers comprehensive solutions for bowls clubs, big or small, in managing booking, events, draws and matches.

Moreover, the platform provides live updates of scores, including live score of individual matches scorecards that are viewable from anywhere on the world.

We can talk about many more features which you can find in this manual.

To register your club, visit <https://socialbowls.au> and click "Register Your Club" button.

When registering your club, please provide your contact details, club details and one sample of regular events. We can then add more events after that, depending on your plan.

## Installing the App

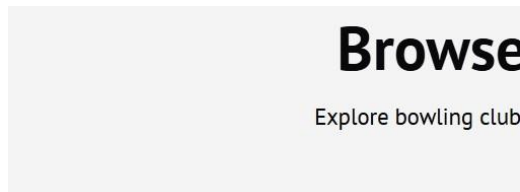
Once your club has been added to socialbowls.au, you can,

1. Visit your club specific address on our platform, for example <https://socialbowls.au/clubs/world.au.qld.sc.17>, or



2. Scan a QR code for your club's app, or

### 3. Browse Jurisdictions and Clubs and find your club from the tree list



#### ▼ World

- > Australia
- > Hong Kong
- > Ireland
- > Malaysia
- > New Zealand
- > Social Bowls
- > South Africa
- > UK

Then do the following to install,

On Windows PC,

- Edge browser, click ...->more tools->apps->install {your club name}
- Chrome, click ...->Cast Save Share->Install page as app

On iPhone, iPad, Apple devices,

- Tap the Apple share icon  -> Add to home screen

On Android,

- A prompt to install usually appear after visiting the club's app, if not,
- Tap ...->Add to home screen

After that the app icon with your club name/logo will appear on the desktop of your device.

To use the app, tap or double click (PC) your club icon to start using your club booking system.

# Sign In Once, Play Everywhere

User needs to sign up once only and there is no need to logout if you sign up/in from your personal device.

After signing up/in, you can play in any club on our platform without having to signup again.

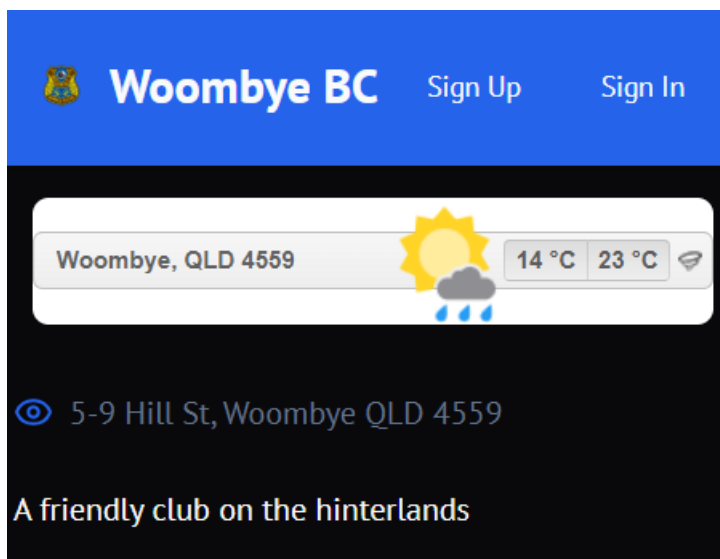
## Sign Up

1. Tap or double click your club's booking icon. This is usually an icon on your desktop with your club name/logo on it. For example,



If your club hasn't registered yet, visit <https://socialbowls.au/clubs/world.sb.0> or any registered club,

2. Click Sign up from navigation bar,



4. Enter in your details accurately, as the organising club may need to contact you in case of cancellations etc.



## Create an Account

Join Social Bowls today!

Full Name

John Doe

Email Address

you@example.com

Password

.....

Confirm Password

.....

Phone Number

0412 345 678


5. Click the “Sign Up” button below the form. After that check your email for verification and then confirm your sign up in the email by clicking the link. The verification email may be in the spam folder, check that folder if not in the inbox.
6. After that, you are ready to use the app. Bring up the app again and you don’t need to sign/up or sign in again. The app will remember your profile.

## Sign In

If you have already signed up before and want to sign in again, perhaps from another device, please remember that you must logout afterwards if you were signing in from a device that is not yours.

If you sign in from your own trusted device, you don’t need to logout.

- Click Sign in from the navigation bar
- Enter your email and password



## Log In

Access your Social Bowls account.

Email Address

you@example.com

Password

.....

[Forgot your password?](#)

Log In

[Don't have an account? Sign up](#)

## Club's Main Page

The club's main page shows the following items,

**Club name** is on the navigation bar,

**User profile**, your user profile is on the right side of the navigation bar with your initials that indicate that you signed in. If you are not signed in, the Sign Up and Sign In buttons appear.

**Weather widget**, the current weather at the location of the club is shown below the navigation bar.

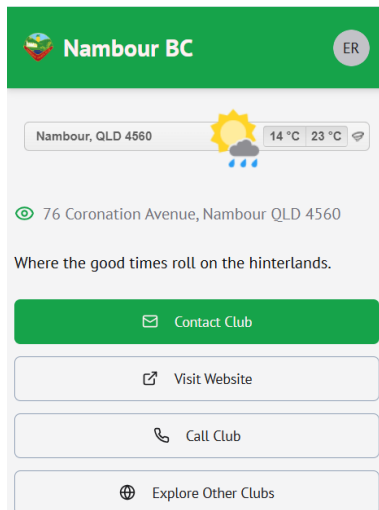
**Club address**, the club address is clickable to show a full map of the club location.

**Short text** about the club.

**Buttons:** Contact club, visit club's website, call club and explore other clubs. These buttons are useful for contacting the club and explore other clubs that you may wish to play at.



**Search buttons**, the custom search allows you to search for events in the past or in the future, and the quick search allows you to display featured events, current ongoing games, events in the past 7 days and events in the past 30 days.




## Upcoming events

The events that users can book are shown in this list. Each event in the list displays the date and start and end time, event title, event description, type of games for example pairs, triple, fours or single, and the entry type, for example team entry or individual entry.

Below those is the number of spots available.

The list show about 7 events on the page, these events may be recurring events that repeat automatically or may be a single tournament event.

User can book on any of these events weeks or months in advance by clicking the “Spots available” button to go to the event details and booking list.



## Upcoming Events

View upcoming events and social games for this club.

Tue, 26 Aug 2025


08:30 AM - 12:00 noon

**Jackpot Open Pairs, 2 Games x 12 Ends, Huge prizes. \$**

Open Pairs, 2 Games x 12 Ends  
Social game every Tuesday morning.  
Include jackpot draws and money. \$

Pairs

Team Entry

 16 spots available

Tue, 26 Aug 2025


12:45 noon - 03:45 PM

**Open pairs, 2 Games x 12 ends or bells**

Social game every Tuesday afternoon. Self nominated team. In

Pairs

Individual Entry

 20 spots available

## Event Page

Clicking on the “Spots available” button will show the details of the event and booking list, as shown below.

On top of the booking list, it shows available spots.

Each booking entry shows a team number which is just the order when the booking entry is made, the date and time when the booking was made, the name of the players for each position such as Lead, Second, Third or Skip. Depending on the type of game, the name of the position is adjusted automatically.

## Mixed Triples

📅 Sat, 30 Aug 2025 ⌚ 09:00 AM - 12:00 noon

☰ Open social game every Saturday morning.

Nominate your team.

If you are looking for a player, leave blank on the position of the player.

👤 Contact: Nor Sirom 📞 0407839221 ✉ nor@gmail.com

**Triples**

**Team Entry**

👥 22 spots available

📅 **Book Now**

### Current Bookings (8)

👤 Team 1

Booked on 26 Aug 2025, 1:20 PM

**Lead:** Jim Hows

**Second:** Bob Stan

**Skip:** Dave Nieuert

👤 Team 2

Booked on 26 Aug 2025, 1:20 PM

**Lead:** Helen Grean

**Second:** Val Turne

**Skip:** Richard Neam

## Make bookings

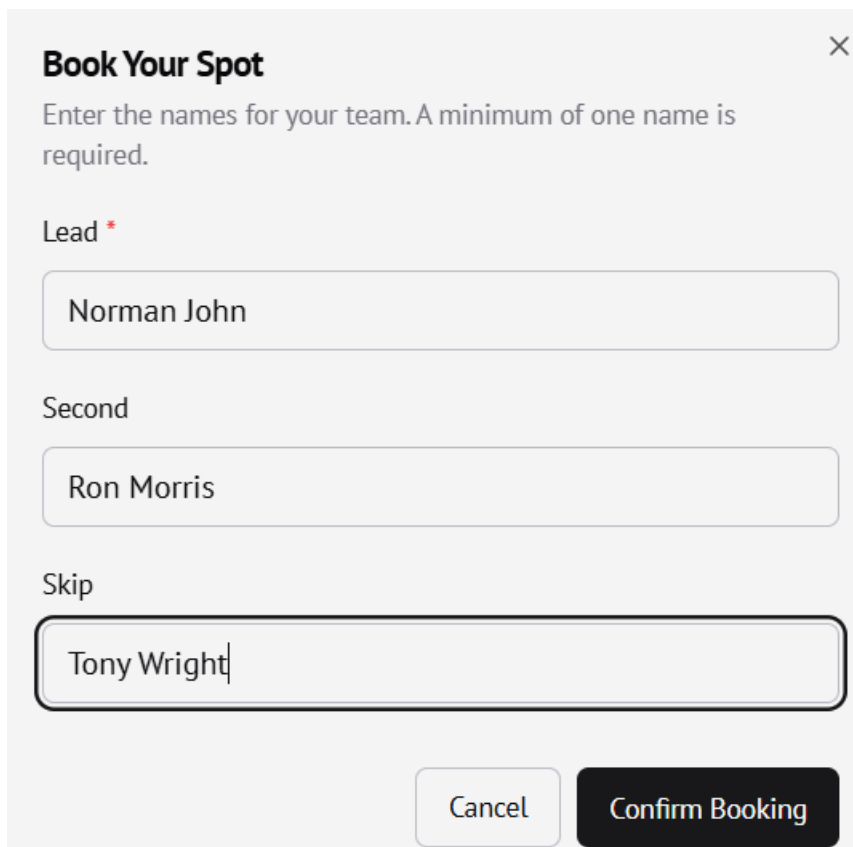
There are only certain situations when booking is not available. For example,

- The booking time limit has passed, for example the booking time expires 2 hours before the game start or a specific preset value by club administrator.
- Booking is full. If reserved or waiting list is still available, a user can place names in the waiting list. If the waiting list is full, then booking is not available at all.
- The game has started; no entry is allowed.

Club administrator usually may make final adjustments to the booking list and check to ensure that the list of teams meet the required numbers and other criteria. This task can be done as long as the game starting time hasn't been reached.

## Book Now

Click the “Book Now” button to make a new entry as shown below.

A screenshot of a web form titled "Book Your Spot" with a close button (X) in the top right corner. Below the title is a subtitle: "Enter the names for your team. A minimum of one name is required." The form contains three input fields. The first is labeled "Lead \*" and contains the text "Norman John". The second is labeled "Second" and contains the text "Ron Morris". The third is labeled "Skip" and contains the text "Tony Wright". At the bottom of the form are two buttons: a light gray "Cancel" button and a dark gray "Confirm Booking" button.

**Book Your Spot** ✕

Enter the names for your team. A minimum of one name is required.

Lead \*

Norman John

Second

Ron Morris

Skip

Tony Wright

Cancel Confirm Booking

Cases of booking an entry,

- **Full team.** If your team is complete, place all their names in the relevant positions.
- **Partial team.** If you do not have a full team, for example, need a skip, then leave the skip blank to allow someone to place their name later.
- **Single player.** If you are a single player, place your name in your preferred position, leaving others position blank. So that other players can fill in the blank position later.
- Club administrator can later reconcile all entries, so that the event meet the required number of entries, and so forth.

Clicking confirm booking will add your entry to the list.

A user can book multiple booking entries, for example to book on behalf of other players who are not able to do the booking.

## Fill in empty spot

As you look through the booking list, there may be empty spots available where some teams are looking for players.

You can join the team by filling in your name in the empty spots and click the tick box.

For example, team 3 is looking for a second player,

The image shows two team booking cards. The top card is for Team 2, with a light blue background. It has a header with a group icon, 'Team 2', and 'Booked on 26 Aug 2025, 1:20 PM'. Below this, it lists: 'Lead: Helen Grean', 'Second: Val Turner', and 'Skip: Richard Neam'. The bottom card is for Team 3, with a grey background. It has a header with a group icon, 'Team 3', and 'Booked on 26 Aug 2025, 1:22 PM'. Below this, it lists: 'Lead: Kim Kale', 'Second: [empty text box]', and 'Skip: Wayne Beny'.

Click on the Second box, type in your name or someone else name who you book for, as below, then click the tick icon. Done.

This image shows the same two team booking cards as before, but with an update. In the Team 3 card, the 'Second:' field now contains the name 'Gayle Morris' and a blue checkmark icon is visible to its right. The Team 2 card remains unchanged.

## Cancelling and changing name on your booking

If you make the entire team booking, you can cancel your team booking entirely by clicking the bin icon.

You cannot alter other booking entries that are not yours.

If you just want to change or cancel one entry or your own entry, simply blank (backspace on keyboard) the entry out, and click the tick icon, as below.

Team 3

Booked on 26 Aug 2025, 1:22 PM

Lead:

Kim Kale

\$

Second:

\$

✓

Skip:

Wayne Beny

\$

ⓘ

🗑

## Administrative functions

Depending on the plan your club chose, club administrators can reconcile booking list before the game start, print the list or generate sectional draws, knockout draws and configure scorecards.

Here are common administrative functions.

### Print booking list

You can print the booking list from your phone, tablet or PC.

Booking List					
Club: Social Bowls					
Event: Open Fours sponsored					
#	Date Booked	Lead	Second	Third	Skip
1	22 Jul, 7:57 PM	Wattle Grove	Sharon Weatherby	Chris Johnstone	Annie McGill
2	22 Jul, 7:58 PM	Chaille Jamnes	Rob Claridge	Saryk firth	Briabn Swan
3	22 Jul, 7:58 PM	Sav Sounderw	Rib Hutchis	John Nicol	Chris Lee
4	22 Jul, 7:59 PM	Mike Rataj	Wendy Rat	Bill Rodges	Kevin Morissy
5	22 Jul, 8:00 PM	Jen Iefche	Angella John	Mae Turbuk	Gary Johnson
6	22 Jul, 8:00 PM	Kathy Freemanq	Jill Kyle	Boebt Seator	Ian Garret
7	22 Jul, 8:01 PM	Malcom Maydan	paul Nuxton	Ihain Burn	Jean Huxtable
8	22 Jul, 8:02 PM	Bryan Godberg	Avril Denton	Jim Denton	Llyud Fines
9	22 Jul, 8:02 PM	Anne Wyatt	Debbie Lee	Jeanette Lane	Kim Saiunder
10	22 Jul, 8:03 PM	Pau Spenser	Garry Rouslten	Greg Bullihan	Murray Keiel

Total Booked: 10 teams/players | Printed on: 25 Aug 2025, 10:27 AM

### Marking payment

Due to the complexity of refunding of cancellation, the payment option has been removed. Instead, a club administrator can mark whether a player has paid the green fees, as shown below. Green indicates paid.

Team 2
Booked on 26 Aug 2025, 1:20 PM

**Lead:**  ☒

**Second:**  ☐

**Skip:**  ☒

*?*

Team 3
Booked on 26 Aug 2025, 1:22 PM

**Lead:**  ☐

**Second:**  ☒

**Skip:**  ☒

*?*

## Reconciling booking list

One of the common tasks for a club administrator is to ensure that the booking entries are ready before the game start.

Club administrator views all entries as editable, as below. Therefore, the administrator can change the list of entries, reorganise it, add new entries, delete entries, change name and so forth.

### Current Bookings (9)

Team 1
Booked on 26 Aug 2025, 1:20 PM

**Lead:**  ☐

**Second:**  ☐

**Skip:**  ☐

*?*

Team 2
Booked on 26 Aug 2025, 1:20 PM

**Lead:**  ☒

**Second:**  ☐

**Skip:**  ☒

*?*

Team 3
Booked on 26 Aug 2025, 1:22 PM

**Lead:**  ☐

**Second:**  ☒

**Skip:**  ☒

*?*

## Calling players

A club administrator can find details of the booker by clicking on the info icon. This will bring up the booker details. Clicking on the phone number from a mobile phone will bring up the phone dialler and clicking on the email will bring up the email client.

**Booking Details**  
Detailed information for this booking entry.

**Lead: Kim Kale**  
Booked by:  
Wattle Grove 0422383822 wgf.aus@gmail.com  
Kawana

**Second: Gayle Morris**  
Booked by:  
Emeliah Rumbel 0407839243  
anth.lee@outlook.com Woombye

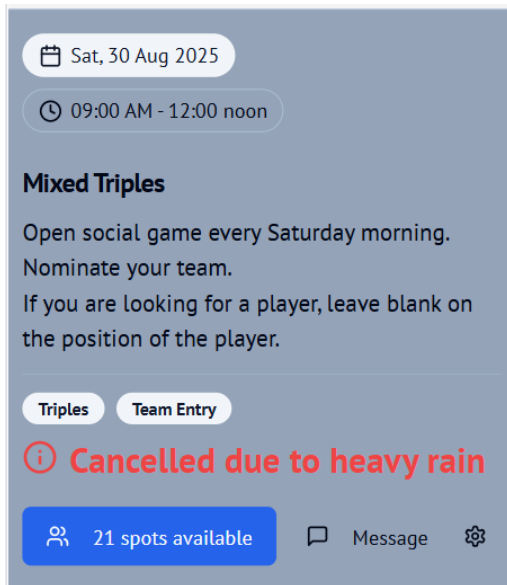
**Skip: Wayne Beny**  
Booked by:  
Wattle Grove 0422383822 wgf.aus@gmail.com  
Kawana

## Cancelling events and notification

A club administrator can publish a message on each individual event listing. Any important information that is related to an event can be written.

For example, due to inclement weather.





## Creating an event

Contact us by message, email or phone if you want new events added. Please provide details about the event,

- Event title
- Short description
- Location (at the club or other venues)
- Start date and time
- End date and time
- Is it a game or just a general event (see bookable events)
- Game type (Single, Pairs, Triple, Fours)
- Entry type (Team or individual), choose team for a more flexible booking
- Maximum number of players
- Picture
- Booking due e.g. 2 hours before game start, or 24 hours before game start, etc

Although access can be given to your club for this capability, users have made numerous errors. For this reason, we suggest that you contact us for setting up the events.

## Configuring an event

The event configuration is accessed through the settings indicated by a cogwheel icon.

## Non bookable events

If you want to display a non-bookable event, do not create a configuration for the event. Events like these may be used as a notification to users about the happenings at the club.

## Bookable events

For bookable events, click the cogwheel icon, add details of the event and click save. Once you do this, the “spots available” button will appear, that allow users to book to the event.

The bookable events do not necessarily have to be bowls events. They can be general meetings, a member dinner, etc that where the number of attendees needs to be known in advance.

## Draws Management

Depending on the plan a club subscribe to, a club administrator can create matches from the booking entries.

### Create Event Draw

Generate a draw for the 3 teams/players that have booked.

Location / Address

1 Amashopia Place, NSW, Australia

Where the event will be played.

Draw Type

- ☒ Sectional/Knockout Play
- ☐ Knockout Only

Number of Sections

1

How many groups to divide the teams into.

Home and Away

- ☐ Each team plays every other team twice. The number of rounds will be calculated automatically.

Number of Rounds

2

How many rounds each section will play (partial round-robin).

Generate Draw

This function is accessible from the “Manage draw” button which brings up a dialog as above.

## Event Results

Club: Social Bowls  
Event: Open Fours sponsored

Legend: F: points for, A: points against, M: Margin, E: Ends, R: Rink, Vs: Versus

### Section A

#	Skips	Totals				Round 1						Round 2					
		Wins	M'rg	Ends	Rank	Vs	R	F	A	M	E	Vs	R	F	A	M	E
5	Kim Saiunder	2	5	8	1	BS	2	10	9	1	5	GJ	1	7	3	4	3
3	Chris Lee	1.5	4	6	2	IG	3	6	2	4	3	BS	3	5	5	0	3
2	Briabn Swan	0.5	-1	9	3	KS	2	9	10	-1	7	CL	3	5	5	0	2
1	Gary Johnson	0	-4	1	4	BY	1	-	-	-	-	KS	1	3	7	-4	1
4	Ian Garret	0	-4	1	5	CL	3	2	6	-4	1	BY	2	-	-	-	-

### Section B

#	Skips	Totals				Round 1						Round 2					
		Wins	M'rg	Ends	Rank	Vs	R	F	A	M	E	Vs	R	F	A	M	E
7	Murray Keiel	1.5	28	8	1	KM	2	4	4	0	2	JH	3	28	0	28	6
10	Kevin Morissy	1.5	1	4	2	MK	2	4	4	0	2	LF	1	5	4	1	2
8	Jean Huxtable	1	7	13	3	AM	3	36	1	35	9	MK	3	0	28	-28	4
6	Liyud Firms	0	-1	1	4	BY	1	-	-	-	-	KM	1	4	5	-1	1
9	Annie McGill	0	-35	2	5	JH	3	1	36	-35	2	BY	2	-	-	-	-

Printed on: 22 Aug 2025, 10:30 AM

## Automatic calculations and sorting

After each round, a club administrator can enter in the score for each match.

If the players use paper-based scorecard, simply enter in the score in the draw where the matches are listed, e.g. team A vs team B, score and ends.

If the players use our scorecard in this app, each end will be recorded and viewable live on the app. Once the game finish, a club administrator will validate the score and confirm. When this is done, the scorecards cannot be changed, and the final scores and ends will be entered automatically into the system.

## Live updates

The system automatically updates the result and sort the ladder table by margin then ends. This update appears on live on the app.

## Sectional draws

To create a sectional draw, select the number of sections and the number of rounds. Typically, for a small number of teams, you may choose to use a default 1 section. For a large number of teams, you may choose to divide the game into multiple sections.

After that select the number of rounds the teams will play.

The app uses a well-known randomise algorithm that is commonly used in sports to perform the randomise draw.

This is the best and easiest way to manage the draws.

## Changing the draws

After performing the randomised draws above, you can still change the team1 vs team2 in the draws and change the rink number.

This is useful when you decide to use card drawn by players.

After the players drawn the cards, you must edit the draw list on who is against who and the rink number they play.

Note that editing the draws by yourself can be time consuming.

Leaving it to the system to use the well known sport algorithm is the most convenient way to handle this task.

## Sectional draws followed by knockout

If there are a large number of teams, you may decide to have multiple sections to divide the teams.

The draws will also be generated automatically in this case and giving you the opportunity to edit the draw.

After the sectional rounds have been played, you will have the opportunity to select top teams from each section, then create a knockout draw.

This knockout draw includes optional third place match.



## Knockout only

The knockout only draw can be selected for any game. This is commonly used for single game.

The app will automatically generate the draw randomly and create byes when necessary.

## Home and Away

The home and away option create a round robin style tournament. The number of rounds will be calculated automatically.

The results are also available live in the same manner as the sectional results.

## Live Scorecard

The app features live scorecards in each match.

A club administrator needs configure the live scorecard for each team. This is a simple step.

When the score at each end is entered in, the save button must be pressed to save the score.

When the second scorer save the score for his/her end, the system will verify the score. If they don't match, an alert will appear with the end number that does not match.

The scorer must fix this error before continuing.

## Team BS vs Team KS

### Team BS

Chaille Jamnes  
Rob Claridge  
Saryk firth  
Briabn Swan

### Team KS

Anne Wyatt  
Debbie Lee  
Jeanette Lane  
Kim Saiunder

#### Team BS's Card

Scorer: wgf. aus@gmail.com

BS	BS Total	End	KS	KS Total
	0	1	1	1
1	1	2		1
1	2	3		1
	2	4	3	4
1	3	5		4
1	4	6		4
1	5	7		4
	5	8	1	5
	5	9	2	7
3	8	10		7
	8	11	3	10
1	9	12		10
9		Total	10	
Margin			-1	
Ends Won			7	

#### Team KS's Card

Scorer: anth.lee@outlook.com

BS	BS Total	End	KS	KS Total
	0	1	1	1
1	1	2		1
1	2	3		1
	2	4	3	4
1	3	5		4
1	4	6		4
1	5	7		4
	5	8	1	5
	5	9	2	7
3	8	10		7
	8	11	3	10
1	9	12		10
9		Total	10	
Margin			1	
Ends Won			5	